


LANIER

**Pro 907 /
1107 / 1357**



B / W LASER PRINTER

Engineered for speed, reliability and efficiency

Trust these incredibly dependable black & white laser printers to deliver the capabilities you need to optimize productivity in data centers, service bureaus and other demanding production environments



Exceptional Durability

Designed to meet the unique needs of data centers, service bureaus, digital printers and other production print specialists, the LANIER® Pro 907/1107/1357 black & white laser printers provide a powerful combination of speed, reliability and operational efficiency. Rely on these systems for the uninterrupted performance you need to handle peak volume more easily, improve redundancy and meet tight deadlines for extremely large jobs.

Production-Class Reliability


Expect these workhorse printers to deliver maximum uptime and zero-defect results for mission-critical documents, especially under intense time pressure.

- Handle peak production times for bank statements, invoices, bills, purchase orders, packing lists, order confirmations and other documents.
- Count on superior reliability over the long term, driven by design enhancements to the drum and other components.
- Clear multiple-sheet feeds before they compromise efficiency, using an ultrasonic sensor that improves detection, especially for preprinted and coated stock.
- Accept more jobs that require thin (40 g/m²) or thick (300 g/m²) media. The Air Assist feature, on the DLT/LCT, helps ensure error-free handling for a wide range of stocks.
- Maximize uptime with Trained Customer Replaceable Units. Trained users can replace these parts quickly and easily, so there is no need for a service call.





Choose the LANIER Pro 907/1107/1357 printers for outstanding speed and reliability in time-sensitive print production environments.



Support a wider range of paper stocks — from very thin to very thick — with high reliability, using the controlled airflow of the Air Assist mechanism. *Note: Available on DLT/LCT*

Highly Productive Performance

Rely on these printers for the power and flexibility you need to ensure high-performance results in a wide range of production printing applications.

- Maximize throughput with a robust, 1.7 GHz/1.4 GHz twin-CPU print controller that supports variable data printing, Web-based job management, mixplex jobs and other critical requirements for smooth production printing.
- Print extremely large jobs easily and efficiently, including file sizes that exceed 2 GB, or single jobs that contain up to 100,000 pages.
- Personalize individual packages with stapling or other finishing touches in one continuous job with accurate subset processing.
- Improve processing speed with an enhanced memory architecture, including 1 GB RAM standard and two 160 GB Hard Drives.
- Meet demanding deadlines with print speeds of 90, 110 and 135 pages-per-minute, and deliver high image quality with print resolutions up to 1200 dpi.
- Eliminate the need to pause jobs and reload media trays, especially during high-volume runs. These printers provide a virtually limitless media supply.

Versatile Media Handling

Take on a wider variety of jobs and maintain high productivity with flexible media support and precision inline finishing.

- Process high-volume jobs without interruption using the High Capacity Stacker, which stacks up to 5,250 sheets. Connect two in tandem for 10,250-Sheet capacity. A roll-away cart makes it easy to transport output for nearline finishing.
- Add booklet printing to your repertoire using a high-performance finisher with 100-Sheet stapling in two positions, 20-Sheet saddle-stitching, trimming and hole punching at speeds up to 135 pages-per-minute with accurate registration.

LANIER Pro 907/1107/1357

- Give customers even more options with a new Multi-Folding Unit that offers six patterns, including Z-Fold, Half-Fold, Letter Fold-in, Letter Fold-out, Double Parallel Fold and Gate-Fold.
- Differentiate from your competitors with support for a wider variety of media sizes (up to 13" x 19.2") and stocks (up to 300 g/m²).

Powerful Document Security

These printers include a complete line of security features to protect the integrity of sensitive customer documents and other confidential data.

- Confirm each operator's identity before they access the printer, using internal and external authentication with options for both Windows and LDAP.
- Control which print features authorized users can select with access restriction.
- Meet the needs of security-conscious customers with lockable Large Capacity Trays.
- Protect data from interception, analysis and tampering with encrypted transmission supported by Secure Socket Layer (SSL) technology.

User-Friendly Operation

Minimize user intervention during high-volume print runs with a simple design that ensures fast, easy operation in challenging environments.

- Monitor print job status of the current job with the Super VGA Operation Panel's large graphics, intuitive menus and tilting screen for convenient viewing.
- Make it easy for any user to reload media with easy grip handles on all media trays.
- Perform administrative tasks remotely with Web Image Monitor and Web Interface, a utility that allows you to check supply levels, change print queues and adjust settings.
- Report usage meter data automatically with the Lanier @Remote Intelligent Remote Management System, which facilitates remote device management.



Let your customers choose from a complete line of folding options with the versatile Multi-Folding Unit.



Stack up to 10,000 sheets with two High Capacity Stacker units in tandem, then use the roll-away cart for efficient offloading.

The Total Green Office Solution



Lanier continues its long-standing commitment to developing office solutions with environmentally friendly and superior energy- and supply-saving features, without compromising productivity.

Note: The Lanier Pro 1107/1357 is Energy Star qualified.

LANIER Pro 907/1107/1357

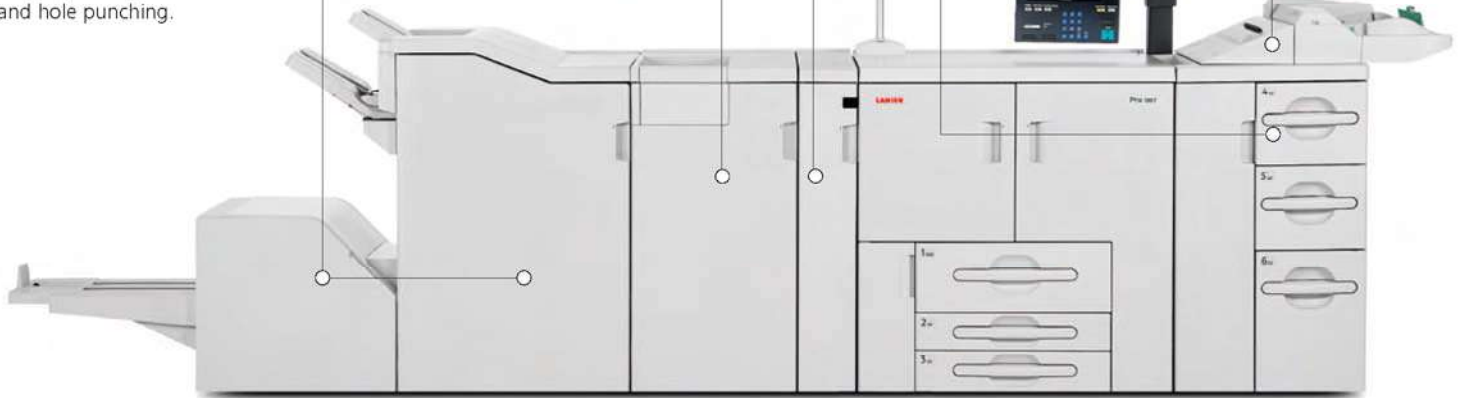
FD5000 Multi-Folding Unit: Meet a wide range of folding requirements with the versatile Multi-Folding Unit.

TR5020 Booklet Trimmer (optional), SR5020 Booklet Finisher (optional): Create professional booklets with your choice of two-position stapling, saddle-stitching, trimming and hole punching.

DU5000 Decurl Unit: The Decurl Unit helps reduce the risk of curling for higher throughput and accurate stacking.

RT5030 LT Large Capacity Trays: Customize the printer with your choice of Large Capacity Trays for feeding all types and sizes of documents.

BY5000 Multi Bypass Tray



SR5000 Finisher (optional/not shown): Staple up to 100 sheets in multiple positions with a 3,000-Sheet Finisher.


SK5010 High Capacity Stacker (optional/not shown): Accept high-volume finishing jobs without hesitation. This stacker holds up to 5,250 sheets and can be connected to a second stacker to hold up to 10,250 sheets.

CI5010 Cover Interposer (optional/not shown): Energize black & white documents with preprinted color covers or color insert sheets. Each tray holds up to 200 sheets, up to 13" x 19.2" in size.

RT5040 DLT Large Capacity Trays (optional/not shown): Customize the system with your choice of Large Capacity Trays for feeding all types and sizes of documents, including media sizes up to 13" x 19.2".



Curled sheets can be an issue for high-volume printing. The Decurl Unit helps reduce the risk of curling for higher throughput and accurate stacking.



All systems feature Trained Customer Replaceable Units, which trained operators can replace quickly to maximize uptime without calling for service.

GENERAL SPECIFICATIONS

Media Weights	Trays 1, 2, 3: 14 lb. Bond – 80 lb. Cover (52-216 g/m ²) LT LCT Trays 4, 5: 14 lb. Bond – 80 lb. Cover (52-216 g/m ²) LT LCT Tray 6: 14 lb. Bond – 90 lb. Cover (52-163 g/m ²) DLT LCT Trays 4, 6: 14 lb. Bond – 95 lb. Cover (52-256 g/m ²) DLT LCT Tray 5: 11 lb. Bond – 100 lb. Cover (40-300 g/m ²)
Automatic Duplex	Standard
Standard Media Capacity	3,000 sheets Tray 1: 2 x 1,000-Sheet Tray Tray 2: 1 x 500-Sheet Tray Tray 3: 1 x 500-Sheet Tray
Power Requirements	208 – 240V, 50/60 Hz, 20A (dedicated outlet)
Dimensions (WxDxH)	41.3" x 33.9" x 39" (includes decurl unit)
Weight	705 lbs.

PRINTER SPECIFICATIONS (STANDARD)

Dual Controller	
Controller #1	
CPU	Intel Pentium M 1.4 GHz
Memory	512 MB standard
HDD Capacity	160 GB
Standard Connectivity	100Base-TX/10Base-T Ethernet, 1000Base-T Ethernet
Network Protocol	TCP/IP
Controller #2	
CPU	Freescale MC7448 1.7 GHz
Memory	1 GB
HDD Capacity	160 GB
Print Speed	Pro 907: 90 pages-per-minute Pro 1107: 110 pages-per-minute Pro 1357: 135 pages-per-minute
Resolution	300, 600, & 1200 dpi
Drivers	PCLXL, PCL5e, Adobe® PostScript® 3™, Genuine IPDS (optional)
Fonts	PCL: True Type Font 80 PS3: 136
Standard Connectivity	(2) 1000Base-T/100Base-TX/10Base-T Ethernet (One is used to connect Dual Controller), IEEE 1284
Operating System	Windows 2000, Server 2003, Server 2008, XP, Vista
Network Protocol	Mac OS X 10.5 or later TCP/IP, AppleTalk (Bonjour not supported)
DU5000 Decurl Unit	
Dimensions (WxDxH)	6.7" x 28.7" x 39"
Weight	66 lbs.
Power Consumption	From mainframe
Decurl Function	Pressure Adjustment: 5 steps Curl Type: Back curl/Face curl
Purge Function	10 sheets

SYSTEM ACCESSORIES

RT5030 LT Large Capacity Tray (Optional)	
Media Sizes Supported	5.5" x 8.5" to 9" x 12"
Media Capacity	1,000 sheets (Tray 4) 1,000 sheets (Tray 5) 2,550 sheets (Tray 6)

Media Weights	14 lb. Bond – 80 lb. Cover (Tray 4/5) 14 lb. Bond – 90 lb. Index (Tray 6)
Dimensions (WxDxH)	21.2" x 28.7" x 38.6"
Weight	194 lbs.
TK5010 DLT/A3 Tray Kit* (Optional)	
Dimensions (WxDxH)	19.5" x 21" x 6.9"
Weight	22 lbs.
Media Sizes Supported	8.5" x 11", 8.5" x 14", 11" x 17"
Media Capacity	1,000 sheets

*This option is put on the Tandem LCT in Tray 1 of base unit and can feed DLT or A3 media

RT5040 DLT Large Capacity Tray (Optional)	
Media Sizes Supported	5.5" x 8.5" to 13" x 19.2"
Media Capacity	1,000 sheets (Tray 4) 2,000 sheets (Tray 5) 1,000 sheets (Tray 6)
Media Weights	14 lb. Bond – 95 lb. Cover (Tray 4/6) 11 lb. Bond – 100 lb. Cover (Tray 5)
Dimensions (WxDxH)	38" x 28.7" x 38.6"

SR5000 3,000-Sheet Finisher with 100-Sheet Stapler (Optional)

Media Weights	Proof Tray: 16 lb. Bond – 80 lb. Cover (52-216 gsm) Shift Tray: 14 lb. Bond – 100 lb. Cover (52-300 gsm) (257-300 gsm simplex only) Z-Folding: 18 – 20 lb. Bond 3,000 sheets (8.5" x 11") 1,500 sheets (8.5" x 14"/11" x 17") 1,000 sheets (13" x 19.2")
Shift Tray	500 sheets (8.5" x 11" or smaller) 250 sheets (8.5" x 14" or larger)
Proof Tray	100 sheets (letter, based on 20 lb. Bond)
Staple Capacity	2 or 3 holes
Hole Punching (Optional)	Dimensions (WxDxH)
Weight	31.5" x 28.7" x 38.6" 165 lbs.

CI5010 Cover Interposer (Optional)

Media Sizes Supported	5.5" x 8.5" to 13" x 19.2"
Media Capacity	2 x 200 sheets
Media Weights	17 – 58 lb. Bond/10 lb. Index (64-216 gsm)
Dimensions (WxDxH)	27.9" x 28.7" x 50"
Weight	99.2 lbs.

BY5000 Multi Bypass Tray (Optional)

Media Capacity	500 sheets (based on 8.5" x 11")
Media Sizes Supported	5.5" x 8.5" to 12" x 18" (RT5030) 5.5" x 8.5" to 13" x 19.2" (RT5040)

PU5000 Punch Unit (Optional)

Punch Type	2 or 3 holes (user-selectable)
Weights Punched	16 lb. Bond – 90 lb. Index

SR5020 Booklet Finisher (Optional)

Media Sizes Supported	Up to 13" x 19.2" (max.)
Media Weights	Proof Tray: 16 – 40 lb. Bond, 50 – 80 lb. Cover, 90 – 110 lb. Index (without Z-Folding) Shift Tray: 14 lb. Bond, 100 lb. Cover (without Z-Folding), 18 – 28 lb. Bond (Z-Folding)

Stacking Capacity	Proof Tray: 250 sheets (8.5" x 11" or smaller) 50 sheets (8.5" x 14" or larger) Shift Tray: 2,500 sheets (8.5" x 11" LFF) 1,500 sheets (8.5" x 11" SEF, 11" x 17" SEF) 1,000 sheets (13" x 19.2" or smaller) 500 sheets (5.5" x 8.5" LFF) 100 sheets (5.5" x 8.5" SEF) 30 sheets (Z-Folding media)
Staple Capacity	100 sheets (based on 8.5" x 11", 80 g/m ²) 50 sheets (based on 8.5" x 14", 11" x 17", 80 g/m ²) Media Size: 8.5" x 11" – 13" x 19.2" Media Weight: 18 – 24 lb. Bond Staple Position: Center 2 positions Staple Capacity: 20 sheets (18 – 20 lb. Bond), 15 sheets (20 – 24 lb. Bond)
Saddle-Stitch	2 or 3 holes

TR5020 Booklet Trimmer (Optional)

Dimensions (WxDxH)	43.9" x 35" x 21.9"
Weight	152 lbs.
Power Consumption	120V, 60Hz
Trimming Type	One side edge
Trimming Capacity	40 sheets after folding
Media Sizes Supported	5.5" x 8.5" – 13" x 19.2"
Stacker Full Detection	Yes

SK5010 High Capacity Stacker (Optional)

Dimensions (WxDxH)	35.4" x 38.6" x 28.7"
Weight	Stacker: 265 lbs. Cart: 33 lbs.
Power Consumption	120V, 60Hz
Media Sizes Supported	Proof Tray & Shift Tray: Up to 13" x 19.2"
Media Weight	14 lb. – 100 lb. Cover
Stack Capacity	Proof Tray: 250 sheets Shift Tray: 5,000 sheets (output jogger standard) Yes (includes one cart, additional cart is available)
Roll Away Cart	
FD5000 Multi-Folding (Optional)	
Copy Dimensions (WxDxH)	18.3" x 28.7" x 38.6"
Power Consumption	120V, 60Hz
Folding Patterns	Z-Fold, Half-Fold/Print inside, Half-Fold/Print outside, Letter Fold-in/Print inside, Letter Fold-in/Print outside, Letter Fold-out, Double Parallel/Print inside, Double Parallel/Print outside, Gate-Fold/Print inside, GateFold/Print outside
Media Sizes Supported	8.5" x 11" – 13" x 19.2"

SECURITY

Authentication (Windows, LDAP, Basic)
Secure Socket Layer Support
Network Protocol On/Off
PDF Password
Driver Encryption Key (M Driver)
Data Overwrite Security System