

B&W Production Printer

RICOH

Pro 8310s/8310/ 8320s/8320

RICOH
imagine. change.

Printer Copier Scanner



Pro
8310s/8310

111
ppm monochrome

Pro
8320s/8320

136
ppm monochrome

Greater productivity to help you work more profitably

Gain a competitive edge for your printing operations with the innovative technology built into the RICOH Pro 8310/8320 production printer and the RICOH Pro 8310s/8320s multifunction production printer. These systems allow for the smooth digital transformation of your short-run offset printing jobs to a streamlined digital workflow, without sacrificing quality. Develop opportunities for your operation by capturing the short-run, "book-of-one" publishing market and just-in-time manufacturing documentation. Help increase your margins and restore valuable capacity to your color printing devices with a dedicated monochrome system that brings efficiency and an economic advantage to your workflows, including the power to interpose color covers and inserts up to 350 g/m² with air-assisted media handling, print on extremely lightweight stocks and create unique applications on synthetic media. Produce everything from brochures, product manuals, prospectuses and direct mail to gallery-quality fine art prints with available configurations to suit a wide range of workflows. Print checks with MICR on the RICOH Pro 8310/8320 models. Change consumables on-the-fly, and choose from an expanded range of inline finishing, along with an array of near-line and offline options for true end-to-end document production. Grow your bottom line with a volume capacity of 1,000,000 pages per month and the backing of a large field organization and Ricoh's around-the-clock dedication to keeping you up and running.

- Produce black-and-white documents at up to 136 ppm.
- Reliably output up to 1,000,000 pages per month.
- Drive consistent quality with 2400 × 4800 dpi VSECEL Imaging Technology.
- Print on a broad range of media, including heavy stock up to 350 g/m².
- Print on coated sheets up to 13" × 27.5" with the optional Vacuum Feed LCIT Oversize Sheet Tray.
- New, tablet-like 17" Android™-based Smart Operation Panel.
- Quickly digitize records or send information electronically via several scan-to capabilities.
- Expand paper capacity up to 12,600 sheets to extend uninterrupted print runs.
- Automate finishing to produce professional results in less time.



Improve efficiency and empower your business for growth

Drive revenue with the ability to turn finished jobs around fast

Keep jobs moving full speed ahead

Use the RICOH Pro 8300 Series to print up to 8,160 impressions per hour to meet client deadlines. Add optional paper trays to load up to nine types of media for a 12,600-sheet total paper capacity to quickly transition between jobs. Reload toner and media on-the-fly with dual toner cartridges and Active Tray Indicator Lights to print without stopping. Keep your eye on system status from anywhere on the production floor via the Attention Light. Plan for and execute preventative maintenance with Trained Customer Replaceable Units (TCRUs). Perform replacements on your schedule to ensure peak performance without the need for a service technician and take advantage of greater system uptime.



Make media choices your calling card

These systems support what most devices in its class simply cannot: coated and uncoated stocks from 40 up to 350 g/m², including synthetics, colored papers and carbonless paper with the optional Vacuum Feed LCIT. Print durable checks with the magnetic ink character recognition (MICR) option and pursue new lines of business. With print options for sizes up to 13" x 27.5" you can maximize media efficiency and produce pocket folders, direct mail, postcards, posters, brochures, books and statements. Use the Media Identification Unit and the robust Paper Library to automatically adjust system settings for optimal output quality.




Stay competitive from start to finish

Implement an automated end-to-end workflow by adding innovative finishing solutions. Reduce manual collating errors, labor costs and enhance the quality of your customers' output. The RICOH CI5040 Inserter uses air-assist to support coated papers up to 350 g/m² with a 400 sheet capacity. The RICOH SR5120 Booklet Finisher expands saddle-stitching capability up to 30 sheets/120-page booklets, and you can match it with the RICOH TR5050 Face Trimmer for a professional finished book. Additional inline options such as hole punch, wire bind, ring bind, perfect bind, multiple folds and more advanced finishing solutions are available.



More features to manage more types of jobs

- 1 TR5050 Face Trimmer (Optional):** Use the inline Face Trimmer to trim saddle-stitched booklets produced with the SR5120 Booklet Finisher. The TR5050 can trim booklets with up to 30 sheets/120 pages.
- 2 SR5000 Series Output Tray for Oversize Sheet (Optional):** This Output Tray will extend the Shift Tray of the SR5110 Finisher or SR5120 Booklet Finisher to stack oversize sheets up to 27.5" in length.
- 3 SR5120 Booklet Finisher (Optional):** Use the Booklet Finisher to produce saddle-stitched booklets with up to 30 sheets/120 pages with a reduced fold height from previous options and improved productivity. Cover stocks of up to 130 lb. (350 g/m²) can also be handled.
- 4 SK5040 High Capacity Stacker (Optional):** Use the 5,000-sheet Stacker to run longer, unattended jobs. Move large volumes of output to offline binding, packing and shipping quickly via the roll-away cart. Lock the stacker door when printing confidential documents. Up to two High Capacity Stackers can be included in the system.
- 5 HCI3500 Plockmatic High Capacity Interposer (Optional):** Feed pre-printed sheets from two sources for front and back covers. Insert a wide range of offset, color or coated paper up to 130 lb. Cover (350 g/m²) within a single booklet automatically. Take advantage of two trays with 3,500 sheet total paper capacity for extended runs with multiple paper stocks.
- 6 DU5070 Decurl Unit (Optional):** Reduce paper curling for more accurate stacking and greater throughput.
- 7 220-Sheet Automatic Document Feeder (Pro 8310s/8320s only):** Expedite copy and scan jobs with single-pass color duplex scanning up to 220 images per minute.
- 8 Full-color, 17" Smart Operation Panel:** Intuitive, tablet-like performance to manage print tasks with ease. Customize the display, create presets for commonly used settings, and transition from job to job quickly from the control panel.
- 9 Attention Light:** Find out instantly from anywhere in the print center the moment the printer's status changes.
- 10 VCSEL Technology:** Produce vivid prints and smoother gradations for improved text, fine lines, graphics and photographic reproductions via 2400 × 4800 dpi Vertical Cavity Surface Emitting Laser.



RICOH Pro 8320s

- 11 Main Unit Paper Trays:** Perform longer runs with two tandem 1,100-sheet Paper Trays and two 550-sheet Paper Trays for a standard total paper capacity of 3,300 sheets. Add optional paper sources to expand capacity to 12,600 sheets.
- 12 TK5010 A3/DLT Tray Kit (Optional):** Expand paper capacity for larger sizes without taking up too much space by converting a standard paper drawer to an 11" x 17" drawer.
- 13 BY5020 Multi Bypass Tray (Optional):** Add the Multi Bypass Tray for feeding up to 500 sheets more conveniently.
- 14 Multi Bypass Oversize Sheet Tray (Optional):** Extend the Multi Bypass Tray to produce oversize sheets of uncoated paper up to 13" x 27.5".
- 15 RT5120 Vacuum Feed Large Capacity Input Tray (Optional):** Support a wide range of media utilizing vacuum feed and side air assist to feed uncoated and coated papers from 40 – 350 g/m² with speed and accuracy. Add an optional BU5010 Bridge Unit to add two 4,400-Sheet Vacuum Feed LCITs to maximize total paper capacity at 12,600 sheets.

- 16 Vacuum Feed Oversize Sheet Tray (Optional):** Extend the Vacuum Feed LCIT Tray to produce oversize sheets of up to 13" x 27.5" with coated and uncoated paper.
- Eco-friendly Operation:** Perform tasks using less energy. The device is ENERGY STAR® certified and meets EPEAT® Gold* criteria to help minimize operating costs while reducing environmental impact.
*EPEAT Rating is applicable only in the USA.
- Versatile Controller Support:** Use the standard print controller to perform everyday print and workflow tasks quickly. Take advantage of PCL5e/6 as standard PDL support and optional genuine Adobe® PostScript® 3 and genuine IPDS to integrate seamlessly into almost any host environment with incredible reliability and page-recovery capabilities.
- Fiery® EB-35 Controller (Optional):** Execute end-to-end automated workflows and simplify advanced print management to expand production printing. Based on EFI's popular Fiery Server technology, this Digital Front End (DFE) controller offers more capabilities including Advanced Job Re-order and Tab Inserts. Plus, you can integrate its Paper Catalog feature with the MFP or printer's Paper Library function to instantly synchronize a print job's custom paper settings.






Ricoh innovation lets your output stand apart

Rely on proven, consistent image quality

Create rich, luscious imagery in monochrome to open the door to more high-end printing jobs. Leveraging Ricoh's Vertical Cavity Surface Emitting Laser (VCSEL) image technology which uses 2400 x 4800 dpi to deliver superior results. Support for 256-bit grayscale and uniform, granular toner particles lets you produce photo-like images, charts and line drawings with smoother gradations and halftones. These systems also automate consistent front-to-back registration for precise duplex printing on books, manuals, directories, brochures, postcards and other documents.



Put total control at your fingertips

The tablet-like 17" Smart Operation Panel on the RICOH Pro 8300 Series makes it simple to exercise greater control over your output, simplify common tasks and store job settings. For seasoned operators and new staff members alike, the Android™-based control panel makes achieving the highest-quality results fast and easily repeatable. Thumbnail previews help prevent wasted prints, reducing interruptions to your workflow, and ensure that critical customer deadlines can be met. You can even view system status and operate the press remotely from a smart device, giving you even greater flexibility in managing your business.




Digitize documents and share them quickly

Use the RICOH Pro 8310s/8320s multifunction production system to transform hardcopy documents into digital files for storage or sharing directly from the control panel. Scan two-sided documents at up to 220 images per minute and send them via Scan-to-Email, FTP, PDF, URL and other scan-to options so your clients can preview soft proofs instantly, or store jobs for ongoing, on-demand applications. Print directly from USB or SD cards, giving you more ways to accept jobs from clients.



Turn complex data into new opportunities

With powerful controller options, including the Fieri® EB-35 Controller, you can capture your share of data-driven, personalized marketing and critical communications jobs. Explore MarcomCentral® FusionPro® VDP solutions to make complex personalization tasks fast, scalable and profitable. Take advantage of the Automated Document Factory capabilities of RICOH ProcessDirector™ to quickly create statements and invoices. Use RICOH TotalFlow® BatchBuilder to easily group jobs based on criteria you define for streamlined production. Create a print-ready PDF file quickly with RICOH TotalFlow® Prep for more accurate production printing. Talk to your Ricoh representative about a hardware, software and finishing solution tailored to your specific needs and budget.



GREEN NRG Client: [Name] Account ID: [ID] Page 1

Your Utility charges Invoice No: [No.] Invoice Date: [Date] Page 2

Your Electric Usage Profile Invoice No: [No.] Invoice Date: [Date] Page 3

Usage Profile

Month	Usage (kWh)	Rate (\$/kWh)	Amount (\$)
Jan	100	0.10	10.00
Feb	120	0.10	12.00
Mar	150	0.10	15.00
Apr	180	0.10	18.00
May	200	0.10	20.00
Jun	220	0.10	22.00
Jul	250	0.10	25.00
Aug	280	0.10	28.00
Sep	300	0.10	30.00
Oct	280	0.10	28.00
Nov	150	0.10	15.00
Dec	100	0.10	10.00

Usage Summary

Category	Usage	Amount
Electricity	220 kWh	22.00
Gas	100 Therms	10.00
Water	1000 Gallons	10.00
Total		42.00

Payment Methods

Pay by bill: 1-800-555-1234

Pay by credit card: 1-800-555-1234

Pay by check: 1-800-555-1234

RICOH Pro 8310s/8320s/8310/8320

SYSTEM SPECIFICATIONS

Engine Specifications

Standard Modes	Pro 8310s/8320s – Copy/Print/Scan Pro 8310/8320 – Print
Print/Copy Process	1-drum dry electrostatic transfer with indirect image transfer system
Fusing	Oil-less belt fusing method
Paper Registration Control Panel	Sensor and Mechanical Full-color 17" Smart Operation Touch Panel
Output Speed	Pro 8310s/8310: 111 ppm Pro 8320s/8320: 136 ppm
First Copy OutPut Time	Pro 8310s: 5.6 seconds Pro 8320s: 4.6 seconds
Max Monthly Volume	1,000K
Resolution	VCSEL: 2400 x 4800 dpi Print: 1200 x 1200 dpi
Simplex	11 lb. Bond – 130 lb. Cover (40 – 350 g/m ²)
Duplex	11 lb. Bond – 110 lb. Cover (40 – 300 g/m ²)
Paper Capacity	Tray 1: 2,200 sheets (1,100 x 2) Trays 2 – 3: 1,100 sheets (550 x 2)
Limitless Paper Supply	Supported
Paper Size	Tray 1: 8.5" x 11" Trays 2 – 3: 5.5" x 8.5" to 13" x 18"
Paper Weight	Trays 1 – 3: 14 lb. Bond – 95 lb. Cover (52 – 256 g/m ²)
Paper Types	Plain, Recycled, Colored, Letterhead, Pre-printed, Pre-punched, Bond, Card, OHP*, Tab*, Transparency*, Label*, Gloss*, Matte*, Envelope*, Carbonless Paper*
Warm-Up Time	Less than 300 seconds
Typical Electricity Consumption (TEC)**	Pro 8310s: 14.2 kWh/wk Pro 8310: 14.0 kWh/wk Pro 8320s: 17.8 kWh/wk Pro 8320: 17.5 kWh/wk
Max. Power Consumption	Pro 8310s: Less than 3,020 W Pro 8310: Less than 2,820 W Pro 8320s: Less than 3,270 W Pro 8320: Less than 3,070 W
Power Requirements	208-240 V, 50/60 Hz, 20 A (dedicated)
Dimensions (WxDxH)	45" x 35.4" x 68.3" (1,141 x 900 x 1,735 mm) with Attention Light
Weight	Pro 8210s/8220s: 944 lbs. (428 kg) Pro 8210/8220: 911 lbs. (413 kg)
ENERGY STAR	Certified
EPEAT	Gold Rated

*Via optional paper sources

**Typical Electricity Consumption by ENERGY STAR program

Copier Features (Pro 8310s/8320s only)

Duplex Copying, Simplified Display, Auto Paper Selection, Auto Reduce/Enlarge, Auto Start, Auto Tray Switching, Auto Image Density, User Codes (1,000), Job Programs (50), Image Rotation, Interrupt Copy, Job Presets, Book/Series/Combine Copying, Cover/Chapter/Slip Sheet, Tabs, Sample Copy, Stamps/Numbering, Bates Numbering, Shift/Eraser/Margin Adjustment, Customizable Home Screen, Eco-Friendly Indicator, Energy Saver, Weekly Timer, External USB Keyboard Support, Web Browser, Copy Reservation (10), A3/DLT Counter, Mixed Sizes, Batch Mode

Security Features

Data Encryption (Address Book, Authentication Password, SSL Communication, S/MIME, IPsec Communication, HDD), User Authentication (Windows*, LDAP, Basic, User Code, 802.1x Wired), Network Protocol On/Off, IP Filtering, Unauthorized Copy/Print Control, SMTP over SSL, Mandatory Security Information Print (Compulsory Security Stamp)

Printer Specifications

Configuration	Embedded
CPU	Intel® Atom® Processor BayTrail-I – 1.91 GHz
Memory	2 GB
HDD	640 GB
Standard Interfaces	Ethernet (1000BASE-T/100BASE-TX/10Base-T) USB 2.0 Type A (2 ports on Controller board and 4 ports on operation panel) USB 2.0 Type B (1 port on Controller board), SD slot (1 on operation panel) IEEE802.11a/b/g/n, Bluetooth TCP/IP (IPv4, IPv6) Windows 7/8.1/10/Server 2008/Server 2008R2/Server 2012/Server 2012R2/Server 2016/Server 2019, Mac OS X 10.11 or later; NetWare 6.5, UNIX Sun Solaris 10, HP-UX 11.x/11i v2/11i v3, SCO OpenServer 5.0.7/6.0, RedHat Linux Enterprise V4/V5/V6, IBM AIX V6.1/V7.1/V7.2, SAP R/3, S/4 PCL 5e, PCL 6, PDF, JPEG, TIFF Adobe PostScript 3, IPDS PCL: 45 scalable + 13 international
Optional Interfaces	
Network Protocol	
Network Operating Systems	
PDL	
Optional PDL	
Fonts	

Printer Features

Send to Document Server, Sample/Locked/ Hold/Stored/Scheduled Print, Store and Print, Layout (N-up), Banner Page Print, PDF Direct Print, Mail to Print, Classification Code, Bonjour Support, Windows Active Directory Support, DDNS Support, PCL Resident Font Adoption, Tray Parameter Change from Web Image Monitor, 1200 dpi Support, Mobile Driver, WSD Print, Media Direct Print (Print from USB/SD), Auto Job Promotion, Poster Print

Fiery EB-35 Controller

Configuration	External
Fiery Platform	NX One
Fiery System	FS300 Pro
Memory	8 GB
CPU	Intel Processor G4400 3.3 Ghz
HDD	500 GB
Interface	Ethernet (1000BASE-T/100BASE-TX/10BASE-T) USB 3.0 (2 rear ports and 3 on Fiery QuickTouch panel) USB 2.0 (4 rear ports) Windows 10 IoT Enterprise 2016 LTSB TCP/IP (IPv4, IPv6) PS3, PCL 5e, PCL 6
Operating System	
Network Protocol	
Printer Description	
Language	
Fonts	PS3 138
Standard	Fiery Driver, Command Workstation, Webtools, Hot Folders Fiery Impose, Fiery Compose, Fiery Image Viewer for Black and White, EFI Spectrophotometer ES-2000, NX Station One, NX One HDD Kit, Fiery JobFlow, Fiery JobMaster
Optional	

Scanner Specifications (Pro 8310s/8320s only)

Document Feeder	Standard 220-Sheet ADF with single-pass color duplex scanning
Scanning Resolution	100/150/200/300/400/600 dpi 200 dpi (Default)
Max Scan Area	11.7" x 17" (297 x 432 mm)
Scan Speed	Simplex: 120 ipm; Duplex: 220 ipm (B&W and Full-color)
Output Format	Single Page: TIFF/JPEG/PDF/High Compression PDF Multi Page: TIFF/PDF/High Compression PDF
Interface Support	Ethernet (1000BASE-T/100BASE-TX/10Base-T), USB2.0 Type A, SD card slot, Optional Wireless LAN (IEEE802.11 a/b/g/n) SMT/POP before SMTP
Authentication	

Scanner Features

Scan to USB/SD, Scan-to Email/Folder/SMB/FTP/URL/PDF/A, Searchable PDF (OCR Option required), WSD Scanner, TWAIN Scanning, Scanned File Naming, LDAP Support, Distributed Scan Management, Preview Before Transmission, PDF Encryption, Drop Out Color Send, Auto Color Selection, Auto Density, Auto Size Detection, Image Rotation, Mixed Size/SADF/Batch Mode, Reduce and Enlarge, Split Scan, JBIG2 Compression Support

Document Server Specifications

Max. Stored Documents	3,000
Max. Pages per Document	15,000
Max. Stored Pages	15,000



RICOH Pro 8310s/8320s/8310/8320

SYSTEM SPECIFICATIONS



Accessories

TK5010 A3/DLT Tray Unit (Option for Main Unit Tray 1)
 Paper Capacity 1,000 sheets
 Paper Size 8.5" x 11", 8.5" x 14", and 11" x 17"

LCIT RT5130 A4/LT Large Capacity Input Tray
 Paper Capacity 5,000 sheets
 Tray 4: 1,100 sheets
 Tray 5: 1,100 sheets
 Tray 6: 2,800 sheets
 Paper Size 5.5" x 8.5" - 8.5" x 11"
 Paper Weight Trays 4 - 5: 14 lb. Bond - 80 lb. Cover (52 - 216 g/m)
 Tray 6: 14 lb. Bond - 60 lb. Cover (52 - 163 g/m)
 Dimensions (WxDxH) 21.3" x 28.7" x 39.4"
 (540 x 730 x 1,000 mm)
 Weight 233.7 lbs. (106 kg)

LCIT RT5110 A2/DLT Large Capacity Input Tray
 Paper Capacity 4,400 sheets
 Tray 4: 1,100 sheets
 Tray 5: 2,200 sheets
 Tray 6: 1,100 sheets
 Paper Size 3.94" x 5.5" - 13" x 19.2"
 Paper Weight Trays 4 & 6: 14 lb. Bond - 95 lb. Cover (52 - 256 g/m)
 Tray 5: 11 lb. Bond - 110 lb. Cover (40 - 300 g/m)
 Air Assist Supported
 Dimensions (WxDxH) 34" x 28.7" x 39.4"
 (865 x 730 x 1,000 mm)
 Weight 407 lbs. (185 kg)

LCIT RT5120 Vacuum Feed Large Capacity Input Tray (Max 2 units per system)
 Paper Capacity 4,400 sheets (2,200 sheets x 2 Trays)
 Paper Size 3.94" x 5.5" - 13" x 19.2"
 Paper Weight 11 lb. Bond - 130 lb. Cover (40 - 350 g/m)
 Vacuum Feed Supported
 Air Assist Supported
 Dimensions (WxDxH) 41.5" x 28.7" x 39.4"
 (1,054 x 730 x 1,000 mm)
 Weight 507 lbs. (230 kg)

Vacuum Feed Oversize Sheet Tray Type S9
 Paper Capacity 730 sheets
 Paper Size 8.27" x 16.54" - 13" x 27.5"
 Paper Weight 14 lb. Bond - 110 lb. Cover (52 - 300 g/m)
 Power Source From LCIT RT5100
 Dimensions (WxDxH) Dimension of LCIT RT5120 will extend to 50.8" x 28.7" x 39.4"
 (1,290 x 730 x 1,000 mm)

BY5020 Multi Bypass Tray
 Paper Capacity 500 sheets
 Paper Size 3.94" x 5.5" - 13" x 19.2"
 Maximum Paper size extends up to 13" x 27.5" by adding the optional Multi Bypass Oversize Sheet Tray Type S9
 Paper Weight 14 lb. Bond - 80 lb. Cover (52 - 216 g/m)

CI5040 2 Source Cover Interposer
 Paper Capacity 400 sheets (200 sheets x 2 Trays)
 Paper Size 5.5" x 8.5" - 13" x 19.2"
 Paper Weight 14 lb. Bond - 130 lb. Cover (52 - 350 g/m)
 Air Assist Supported
 Double Feed Detection Optional
 Dimensions (WxDxH) 13" x 28.7" x 50.8" (330 x 730 x 1,290 mm)
 Weight 110 lbs. (50 kg)

SR5110 4,500-Sheet Finisher with 100-Sheet Stapler
 Lower Shift Tray Paper Capacity 3,500 sheets - 8.5" x 11" (LEF)
 1,500 sheets - 8.5" x 11" (SEF), 8.5" x 14" - 11" x 17"
 1,000 sheets - 12" x 18" - 13" x 19.2"
 Upper Shift Tray Paper Capacity 1,000 sheets - 8.5" x 11" (LEF)
 500 sheets - 8.5" x 11" (SEF), 8.5" x 14" - 13" x 19.2"
 Paper Weight 11 lb. Bond - 130 lb. Cover (40 - 350 g/m)
 Paper Size 3.94" x 5.5" - 13" x 19.2"
 Punch Optional 2/3 hole
 Staple 8.5" x 11" - 2 to 100 sheets
 8.5" x 14", 11" x 17" - 2 to 50 sheets

Staple Paper Weight Up to 80 g/m²
 Staple Position Top, Bottom, 2 Staples, Top Slant
 Dimensions (WxDxH) 39.2" x 28.7" x 55.7"
 (996 x 730 x 1,415 mm)
 Weight 298 lbs. (135 kg)

SR5120 3,500-Sheet Booklet Finisher with 100-Sheet Stapler
 Lower Shift Tray Paper Capacity 2,500 sheets - 8.5" x 11" (LEF)
 1,500 sheets - 8.5" x 11" (SEF), 8.5" x 14" - 11" x 17"
 1,000 sheets - 12" x 18" - 13" x 19.2"

Upper Shift Tray Paper Capacity 1,000 sheets - 8.5" x 11" (LEF)
 500 sheets - 8.5" x 11" (SEF), 8.5" x 14" - 13" x 19.2"
 Paper Weight 11 lb. Bond - 130 lb. Cover (40 - 350 g/m)
 Paper Size 3.94" x 5.5" - 13" x 19.2"
 Punch Optional 2/3 hole
 Staple 8.5" x 11" - 2 to 100 sheets
 8.5" x 14", 11" x 17" - 2 to 50 sheets
 Up to 80 g/m²

Staple Paper Weight Up to 80 g/m²
 Staple Position Top, Bottom, 2 Staples, Top Slant
 Saddle Stitch Staple Paper Size 7.2" x 10.2" - 13" x 19.2"
 Paper Weight 52 - 350 g/m²
 52 - 80 g/m² up to 30 sheets/120 pages
 52 - 105 g/m² up to 15 sheets/60 pages
 Position 2 at center
 Dimensions (WxDxH) 39.2" x 28.7" x 55.7" (996 x 730 x 1,415 mm)
 Weight 353 lbs. (160 kg)

TR5050 Booklet Trimmer
 Trimming Type One Side Edge
 Trimming Capacity up to 30 sheets/120 pages
 Paper Size 7.2" x 10.2" - 13" x 19.2"
 Stack Capacity Up to 60 sets
 Limitless Stack Supported
 Dimensions (WxDxH) 43.9" x 23.3" x 21.9" (1,115 x 591 x 555 mm)
 Weight 166 lbs. (75 kg)

FD5020 Multi-Folding Unit
 Folding Type Single Sheet Mode: Z-Fold, Half-Fold/Print inside, Half-Fold/Print outside, Letter Fold-in/Print inside, Letter Fold-in/Print outside, Letter Fold-out, Double Parallel/Print inside, Double Parallel/Print outside, Gate-Fold/Print inside, Gate-Fold/Print outside
 Multiple Sheets Mode: Half-Fold/Print inside, Half-Fold/Print outside, Letter Fold-in/Print inside, Letter Fold-in/Print outside, Letter Fold-out
 Single Sheet Mode: Z folding: 8.5" x 11" - 12" x 18"; Half folding: 8.5" x 11" - 13" x 19.2"; Letter folding: 8.5" x 11" - 12" x 18"; Double Parallel folding: 8.5" x 11" - 12" x 18"; Gate folding: 8.5" x 11" - 12" x 18"
 Multiple Sheets Mode: Half folding: 8.5" x 11" - 13" x 19.2"; Letter Fold-in: 8.5" x 11" - 12" x 18"; Letter Fold-out: 8.5" x 11" - 8.5" x 14"
 Single Sheet Mode: 64 - 105 g/m²
 Multiple Sheets Mode: 64 - 80 g/m²
 Dimensions (WxDxH) 18.5" x 28.7" x 39.4"
 (470 x 730 x 1,000 mm)
 Weight 203 lbs. (92 kg)

RB5030 Ring Binder
 Paper Size 8.5" x 11" (LEF)
 Paper Weight 64 - 256 g/m²
 Number of Holes 8.5" x 11" (LEF) - 21 holes
 Stack Capacity 11 sets
 Ring Bind Capacity 2 to 100 sheets
 Ring Supply Black or White, Up to 50 or 100 sheets
 Tab Stock Supported
 Dimensions (WxDxH) 26" x 27.6" x 39.8" (660 x 700 x 1,010 mm)
 Weight 265 lbs. (120 kg)

GB5010 Perfect Binder
 Booklet Size Width: 7.9" x 11.7" (201 - 297 mm); Length: 5.5" x 8.5" (140 - 216 mm)
 Less than 1" (23 mm)
 Booklet Thickness 200 sheets
 Body Page Capacity 3 Edges, 1 Edge, None
 Cutting Directions Body Pages: 17 lb. Bond - 60 lb. Cover (64 - 163 g/m)
 Paper Weight Cover Pages: 24 lb. Bond - 110 lb. Cover (90 - 300 g/m)

Stack Capacity/Booklet Dimensions (WxDxH) 50 sheets: 13; 100 sheets: 7; 200 sheets: 4
 42.9" x 31.1" x 54.6"
 (1,090 x 791 x 1,387 mm)
 Weight 770 lbs. (350 kg)

High Capacity Stacker SK5040
 Paper Capacity 5,000 sheets
 Proof Tray 250 sheets
 Paper Weight 14 lb. Bond - 130 lb. Cover (52-350 g/m)
 Output Jogger Standard
 Rollaway Cart Standard (Optional additional carts available)
 Dimensions (WxDxH) 35.4" x 28.7" x 39.4"
 (900 x 730 x 1,000 mm)
 Weight Stacker: 264 lbs. (120 kg)
 Rollaway Cart: 33 lbs. (15 kg)

Plockmatic HCI3500 High Capacity Interposer
 Paper Capacity 3,500 sheets (1,750 sheets x 2 Trays)
 Paper Size 4.72" x 8.27" - 13" x 26"
 (120 x 210 mm - 350 x 660 mm)
 Paper Weight 18 lb. Bond - 130 lb. Cover (65 - 350 g/m)
 Dimensions (WxDxH) 47.2" x 28.7" x 43"
 (1,200 x 730 x 1,100 mm)
 Weight 551 lbs. (250 kg)

Plockmatic MPS Multi Purpose Stacker
 Paper Capacity 2,000 sheets (based on 150 g/m² paper when MPS is attached to the SR5110 Finisher)
 Paper Size 8.5" x 11" (LEF) - 13" x 27.5"
 Paper Weight 150 - 350 g/m²
 Dimensions (WxDxH) 35.4" x 26.7" x 41.8"
 (900 x 680 x 1,060 mm)
 Weight 172 lbs. (78 kg)

Plockmatic PBM350e Booklet Maker
 Paper Size 8.5" x 11" - 12" x 18"
 Paper Weight 17 lb. Bond - 110 lb. Cover (64 - 300 g/m)
 Set Size 2-35 sheets - 80 g/m²
 2-50 sheets - 80 g/m² (PBM500 upgrade kit needed)
 Dimensions (WxDxH) 55.9" x 35.4" x 27.6"
 (1,420 x 970 x 700 mm)
 Weight 297 lbs. (135 kg)
 Optional PBM Trim Module, PBM Book Fold Module, PBM Cover Feeder, Plockmatic PBM RCTe (Rotate Crease Trimmer)

GBC StreamPunch Ultra
 Paper Sizes 5.5" x 8.5", 8.5" x 11", 8.5" x 14", 11" x 17", 12" x 18"
 Paper Weight 20 lb. Bond - 110 lb. Cover (75 - 300 g/m)
 Paper Punching Supported
 "Two-Up" Punching Supported
 Dimensions (WxDxH) 17.5" x 28.7" x 39.4" (445 x 730 x 1,000 mm)
 Weight 220 lbs. (100 kg)

GBC StreamWire (GBC StreamPunch Ultra is required)
 Paper Sizes 8.5" x 11" (LEF)
 Paper Weight 20 lb. Bond - 110 lb. Cover (75 - 300 g/m)
 Number of Loops 8.5" x 11" (LEF) - 32 loops
 StreamWire Supply Black, White, or Silver
 Up to 30, 50, 60, 70, or 80 Sheets
 Tab Stock Supported
 Dimensions (WxDxH) 34" x 38" x 34" (864 x 965 x 864 mm)
 Weight 500 lbs. (226 kg)

Additional Accessories

Decurl Unit DU5070, ADF Double-feed Detection Kit Type S7, Media Identification Unit Type S3, TCRU/ORU Type S11 (Set A), ORU Type S11 (Set B), PostScript3 Unit Type S11, IPDS Unit Type S11, NFC Card Reader Type S6, Optional Counter Interface Unit Type M12, IEEE802.11a/b/g/n, OCR Unit Type M13, VM Card Type P18, File Format Converter Type M18, Bridge Unit BU5010, Multi Bypass Attachment Kit for Vacuum Feed LCIT Type S9, SR5000 series Output Tray for Banner Sheet Type S6, Buffer Pass Unit Type S11, Bridge Unit BU5020, RPIP Option Interface Box Type 3

Supply Yields

Toner: 82,000 prints per bottle*

*Based on 6% chart of Ricoh A4 LEF test chart under normal operating conditions.

For maximum performance and yield we recommend using genuine Ricoh parts and supplies.

Specifications subject to change without notice.

RICOH
 imagine. change.

www.ricoh-usa.com

Ricoh USA, Inc., 70 Valley Stream Parkway, Malvern, PA 19355, 1-800-63-RICOH

Ricoh® and the Ricoh Logo are registered trademarks of Ricoh Company, Ltd. All other trademarks are the property of their respective owners. ©2019 Ricoh USA, Inc. All Rights Reserved. The content of this document, and the appearance, features and specifications of Ricoh products and services are subject to change from time to time without notice. Products are shown with optional features. While care has been taken to ensure the accuracy of this information, Ricoh makes no representation or warranties about the accuracy, completeness or adequacy of the information contained herein, and shall not be liable for any errors or omissions in these materials. Actual results will vary depending upon use of the products and services, and the conditions and factors affecting performance. The only warranties for Ricoh products and services are as set forth in the express warranty statements accompanying them.