

SAVIN®

Pro 907/1107/1357

B/W Laser Printer

RELIABILITY > UPTIME > SPEED > PRODUCTION > **PRINT >**



**Dependable performance for
demanding print environments.**



Nonstop printing for mission-critical documents.

Designed to meet the unique needs of data centers, service bureaus, digital printers and other production print specialists, the SAVIN® Pro 907/1107/1357 black & white laser printers provide a powerful combination of speed, reliability and operational efficiency. Rely on these systems for the uninterrupted performance you need to handle peak volume more easily, improve redundancy and meet tight deadlines for extremely large jobs.



Monitor system status and adjust settings with the tilting Super VGA Operation Panel, a 10.4-inch color LCD touch screen.

Production-Class Reliability

Expect these workhorse printers to deliver maximum uptime and zero-defect results for mission-critical documents, especially under intense time pressure.

- Handle peak production times for bank statements, invoices, bills, purchase orders, packing lists, order confirmations and other documents.
- Count on superior reliability over the long term, driven by design enhancements to the drum and other components.
- Clear multiple-sheet feeds before they compromise efficiency, using an ultrasonic sensor that improves detection, especially for preprinted and coated stock.
- Accept more jobs that require thin (40 g/m²) or thick (300 g/m²) media. The Air Assist feature, on the DLT/LCT, helps ensure error-free handling for a wide range of stocks.
- Maximize uptime with Trained Customer Replaceable Units. Trained users can replace these parts quickly and easily, so there is no need for a service call.

Highly Productive Performance

Rely on these printers for the power and flexibility you need to ensure high-performance results in a wide range of production printing applications.

- Maximize throughput with a robust, 1.7 GHz/1.4 GHz twin-CPU print controller that supports variable data printing, Web-based job management, mixplex jobs and other critical requirements for smooth production printing.
- Print extremely large jobs easily and efficiently, including file sizes that exceed 2 GB, or single jobs that contain up to 100,000 pages.
- Personalize individual packages with stapling or other finishing touches in one continuous job with accurate subset processing.
- Improve processing speed with an enhanced memory architecture, including 1 GB RAM standard and two 160 GB Hard Drives.

- Meet demanding deadlines with print speeds of 90, 110 and 135 pages-per-minute, and deliver high image quality with print resolutions up to 1200 dpi.
- Eliminate the need to pause jobs and reload media trays, especially during high-volume runs. These printers provide a virtually limitless media supply.

Versatile Media Handling


Take on a wider variety of jobs and maintain high productivity with flexible media support and precision inline finishing.

- Process high-volume jobs without interruption using the High Capacity Stacker, which stacks up to 5,250 sheets. Connect two in tandem for 10,250-Sheet capacity. A roll-away cart makes it easy to transport output for nearline finishing.
- Add booklet printing to your repertoire using a high-performance finisher with 100-Sheet stapling in two positions, 20-Sheet saddle-stitching, trimming and hole punching at speeds up to 135 pages-per-minute with accurate registration.

Air Assist Drawer

Support a wider range of media stocks—from very thin to very thick—with high reliability, using the controlled airflow of the Air Assist mechanism.

Note: Available on DLT/LCT



Multi-Folding Unit

Let your customers choose from a complete line of folding options with the versatile Multi-Folding Unit.



Pro 907/1107/1357 B/W Laser Printer

RELIABILITY > UPTIME > SPEED > PRODUCTION > PRINT >

- Give customers even more options with a new Multi-Folding Unit that offers six patterns, including Z-Fold, Half-Fold, Letter Fold-in, Letter Fold-out, Double Parallel Fold and Gate-Fold.
- Differentiate from your competitors with support for a wider variety of media sizes (up to 13" x 19.2") and stocks (up to 300 g/m²).

Powerful Document Security

These printers include a complete line of security features to protect the integrity of sensitive customer documents and other confidential data.

- Confirm each operator's identity before they access the printer, using internal and external authentication with options for both Windows and LDAP.
- Control which print features authorized users can select with access restriction.
- Meet the needs of security-conscious customers with lockable Large Capacity Trays.
- Protect data from interception, analysis and tampering with encrypted transmission supported by Secure Socket Layer (SSL) technology.

User-Friendly Operation

Minimize user intervention during high-volume print runs with a simple design that ensures fast, easy operation in challenging environments.

- Monitor print job status of the current job with the Super VGA Operation Panel's large graphics, intuitive menus and tilting screen for convenient viewing.
- Make it easy for any user to reload media with easy grip handles on all media trays.
- Perform administrative tasks remotely with Web Image Monitor and Web Interface, a utility that allows you to check supply levels, change print queues and adjust settings.
- Report usage meter data automatically with the Savin @Remote Intelligent Remote Management System, which facilitates remote device management.

High-Capacity Stacking

Stack up to 10,000 sheets with two High Capacity Stacker units in tandem, then use the roll-away cart for efficient offloading.



The Total Green Office Solution

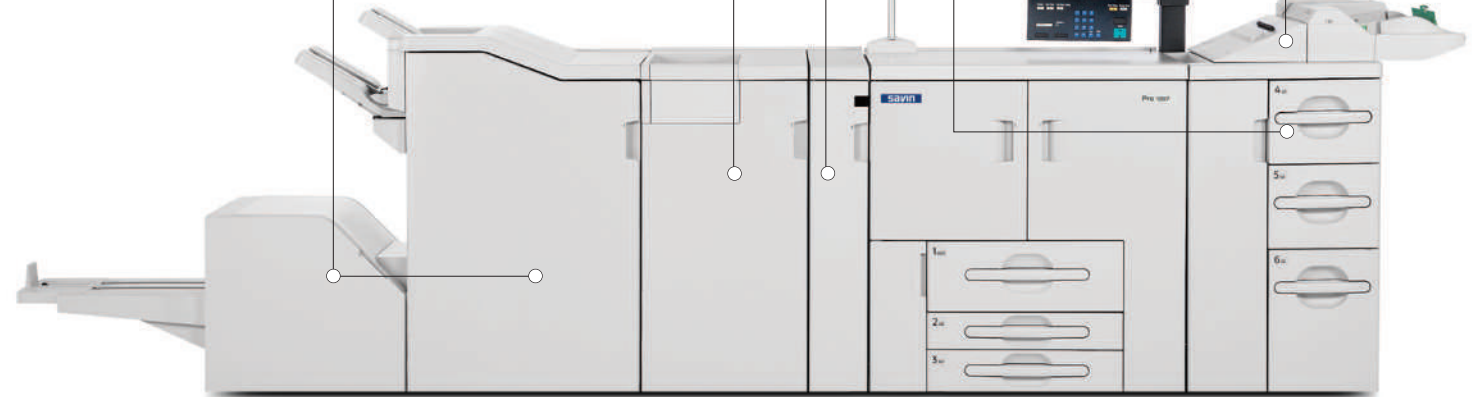


Savin continues its long-standing commitment to developing office solutions with environmentally friendly and superior energy- and supply-saving features, without compromising productivity.

Note: The Savin Pro 1107/1357 is Energy Star qualified.

FD5000 Multi-Folding Unit: Meet a wide range of folding requirements with the versatile Multi-Folding Unit.

TR5020 Booklet Trimmer (optional), SR5020 Booklet Finisher (optional): Create professional booklets with your choice of two-position stapling, saddle-stitching, trimming and hole punching.



SR5000 Finisher (optional/not shown): Staple up to 100 sheets in multiple positions with a 3,000-Sheet Finisher.

SK5010 High Capacity Stacker (optional/not shown): Accept high-volume finishing jobs without hesitation. This stacker holds up to 5,250 sheets and can be connected to a second stacker to hold up to 10,250 sheets.

DU5000 Decurl Unit: The Decurl Unit helps reduce the risk of curling for higher throughput and accurate stacking.

RT5030 LT Large Capacity Trays: Customize the printer with your choice of Large Capacity Trays for feeding all types and sizes of documents.

BY5000 Multi Bypass Tray

CI5010 Cover Interposer (optional/not shown): Energize black & white documents with preprinted color covers or color insert sheets. Each tray holds up to 200 sheets, up to 13" x 19.2" in size.

RT5040 DLT Large Capacity Trays (optional/not shown): Customize the system with your choice of Large Capacity Trays for feeding all types and sizes of documents, including media sizes up to 13" x 19.2".


Decurl Unit

Curled sheets can be an issue for high-volume printing. The Decurl Unit helps reduce the risk of curling for higher throughput and accurate stacking.



Modular Design

All systems feature Trained Customer Replaceable Units, which trained operators can replace quickly to maximize uptime without calling for service.



GENERAL SPECIFICATIONS

| | |
|---------------------------|---|
| Media Weights | Trays 1, 2, 3: 14 lb. Bond – 80 lb. Cover (52-216 g/m ²) LT LCT Trays 4, 5: 14 lb. Bond – 80 lb. Cover (52-216 g/m ²) LT LCT Tray 6: 14 lb. Bond – 90 lb. Cover (52-163 g/m ²) DLT LCT Trays 4, 6: 14 lb. Bond – 95 lb. Cover (52-256 g/m ²) DLT LCT Tray 5: 11 lb. Bond – 100 lb. Cover (40-300 g/m ²) |
| Automatic Duplex Standard | |
| Standard Media Capacity | 3,000 sheets Tray 1: 2 x 1,000-Sheet Tray Tray 2: 1 x 500-Sheet Tray Tray 3: 1 x 500-Sheet Tray |
| Power Requirements | 208 – 240V, 50/60 Hz, 20A (dedicated outlet) |
| Dimensions (WxDxH) | 41.3" x 33.9" x 39" (includes decurl unit) |
| Weight | 705 lbs. |

PRINTER SPECIFICATIONS (STANDARD)

| | |
|---------------------------|--|
| Dual Controller | |
| Controller #1 | |
| CPU | Intel Pentium M 1.4 GHz |
| Memory | 512 MB standard |
| HDD Capacity | 160 GB |
| Standard Connectivity | 100Base-TX/10Base-T Ethernet, 1000Base-T Ethernet |
| Network Protocol | TCP/IP |
| Controller #2 | |
| CPU | Freescale MC7448 1.7 GHz |
| Memory | 1 GB |
| HDD Capacity | 160 GB |
| Print Speed | Pro 907: 90 pages-per-minute Pro 1107: 110 pages-per-minute Pro 1357: 135 pages-per-minute |
| Resolution | 300, 600, & 1200 dpi |
| Drivers | PCLXL, PCL5e, Adobe® PostScript® 3™, Genuine IPDS (optional) |
| Fonts | PCL: True Type Font 80 PS3: 136 |
| Standard Connectivity | (2) 1000Base-T/100Base-TX/10Base-T Ethernet (One is used to connect Dual Controller), IEEE 1284 |
| Operating System | Windows 2000, Server 2003, Server 2008, XP, Vista Mac OS X 10.5 or later |
| Network Protocol | TCP/IP, AppleTalk (Bonjour not supported) |
| DU5000 Decurl Unit | |
| Dimensions (WxDxH) | 6.7" x 28.7" x 39" |
| Weight | 66 lbs. |
| Power Consumption | From mainframe |
| Decurl Function | Pressure Adjustment: 5 steps Curl Type: Back curl/Face curl |
| Purge Function | 10 sheets |

SYSTEM ACCESSORIES

| | |
|---|---|
| RT5030 LT Large Capacity Tray (Optional) | |
| Media Sizes Supported | 5.5" x 8.5" to 9" x 12" |
| Media Capacity | 1,000 sheets (Tray 4) 1,000 sheets (Tray 5) 2,550 sheets (Tray 6) |

| | |
|---|--|
| Media Weights | 14 lb. Bond – 80 lb. Cover (Tray 4/5) 14 lb. Bond – 90 lb. Index (Tray 6) |
| Dimensions (WxDxH) | 21.2" x 28.7" x 38.6" |
| Weight | 194 lbs. |
| TK5010 DLT/A3 Tray Kit* (Optional) | |
| Dimensions (WxDxH) | 19.5" x 21" x 6.9" |
| Weight | 22 lbs. |
| Media Sizes Supported | 8.5" x 11", 8.5" x 14", 11" x 17" |

Media Capacity 1,000 sheets
*This option is put on the Tandem LCT in Tray 1 of base unit and can feed DLT or A3 media

| | |
|--|---|
| RT5040 DLT Large Capacity Tray (Optional) | |
| Media Sizes Supported | 5.5" x 8.5" to 13" x 19.2" |
| Media Capacity | 1,000 sheets (Tray 4) 2,000 sheets (Tray 5) 1,000 sheets (Tray 6) |
| Media Weights | 14 lb. Bond – 95 lb. Cover (Tray 4/6) 11 lb. Bond – 100 lb. Cover (Tray 5) |
| Dimensions (WxDxH) | 38" x 28.7" x 38.6" |

SR5000 3,000-Sheet Finisher with 100-Sheet Stapler (Optional)

| | |
|--------------------------|---|
| Media Weights | Proof Tray: 16 lb. Bond – 80 lb. Cover (52-216 gsm) Shift Tray: 14 lb. Bond – 100 lb. Cover (52-300 gsm) (257-300 gsm simplex only) Z-Folding: 18 – 20 lb. Bond |
| Shift Tray | 3,000 sheets (8.5" x 11") 1,500 sheets (8.5" x 14"/11" x 17") 1,000 sheets (13" x 19.2") |
| Proof Tray | 500 sheets (8.5" x 11" or smaller) 250 sheets (8.5" x 14" or larger) |
| Staple Capacity | 100 sheets (letter, based on 20 lb. Bond) |
| Hole Punching (Optional) | 2 or 3 holes |
| Dimensions (WxDxH) | 31.5" x 28.7" x 38.6" |
| Weight | 165 lbs. |

CI5010 Cover Interposer (Optional)

| | |
|-----------------------|---|
| Media Sizes Supported | 5.5" x 8.5" to 13" x 19.2" |
| Media Capacity | 2 x 200 sheets |
| Media Weights | 17 – 58 lb. Bond/110 lb. Index (64-216 gsm) |
| Dimensions (WxDxH) | 27.9" x 28.7" x 50" |
| Weight | 99.2 lbs. |

BY5000 Multi Bypass Tray (Optional)

| | |
|-----------------------|--|
| Media Capacity | 500 sheets (based on 8.5" x 11") |
| Media Sizes Supported | 5.5" x 8.5" to 12" x 18" (RT5030) 5.5" x 8.5" to 13" x 19.2" (RT5040) |

PU5000 Punch Unit (Optional)

| | |
|-----------------|--------------------------------|
| Punch Type | 2 or 3 holes (user-selectable) |
| Weights Punched | 16 lb. Bond – 90 lb. Index |

SR5020 Booklet Finisher (Optional)

| | |
|-----------------------|--|
| Media Sizes Supported | Up to 13" x 19.2" (max.) |
| Media Weights | Proof Tray: 16 – 40 lb. Bond, 50 – 80 lb. Cover, 90 – 110 lb. Index (without Z-Folding) Shift Tray: 14 lb. Bond, 100 lb. Cover (without Z-Folding), 18 – 28 lb. Bond (Z-Folding) |

| | |
|--------------------------|---|
| Stacking Capacity | Proof Tray: 250 sheets (8.5" x 11" or smaller) 50 sheets (8.5" x 14" or larger) Shift Tray: 2,500 sheets (8.5" x 11" LEF) 1,500 sheets (8.5" x 11" SEF, 11" x 17" SEF) 1,000 sheets (13" x 19.2" or smaller) 500 sheets (5.5" x 8.5" LEF) 100 sheets (5.5" x 8.5" SEF) 30 sheets (Z-Folding media) |
| Staple Capacity | 100 sheets (based on 8.5" x 11", 80 g/m ²) 50 sheets (based on 8.5" x 14", 11" x 17", 80 g/m ²) |
| Saddle-Stitch | Media Size: 8.5" x 11" – 13" x 19.2" Media Weight: 18 – 24 lb. Bond Staple Position: Center 2 positions Staple Capacity: 20 sheets (18 – 20 lb. Bond), 15 sheets (20 – 24 lb. Bond) |
| Hole Punching (Optional) | 2 or 3 holes |

TR5020 Booklet Trimmer (Optional)

| | |
|------------------------|---------------------------|
| Dimensions (WxDxH) | 43.9" x 35" x 21.9" |
| Weight | 152 lbs. |
| Power Consumption | 120V, 60Hz |
| Trimming Type | One side edge |
| Trimming Capacity | 40 sheets after folding |
| Media Sizes Supported | 5.5" x 8.5" – 13" x 19.2" |
| Stacker Full Detection | Yes |

SK5010 High Capacity Stacker (Optional)

| | |
|-----------------------|---|
| Dimensions (WxDxH) | 35.4" x 38.6" x 28.7" |
| Weight | Stacker: 265 lbs. Cart: 33 lbs. |
| Power Consumption | 120V, 60Hz |
| Media Sizes Supported | Proof Tray & Shift Tray: Up to 13" x 19.2" |
| Stack Capacity | 14 lb. – 100 lb. Cover Proof Tray: 250 sheets Shift Tray: 5,000 sheets (output jogger standard) |
| Roll Away Cart | Yes (includes one cart, additional cart is available) |

FD5000 Multi-Folding (Optional)

| | |
|-------------------------|---|
| Copy Dimensions (WxDxH) | 18.3" x 28.7" x 38.6" |
| Power Consumption | 120V, 60Hz |
| Folding Patterns | Z-Fold, Half-Fold/Print inside, Half-Fold/Print outside, Letter Fold-in/Print inside, Letter Fold-in/Print outside, Letter Fold-out, Double Parallel/Print inside, Double Parallel/Print outside, Gate-Fold/Print inside, Gate-Fold/Print outside |
| Media Sizes Supported | 8.5" x 11" – 13" x 19.2" |

SECURITY

| |
|---------------------------------------|
| Authentication (Windows, LDAP, Basic) |
| Secure Socket Layer Support |
| Network Protocol On/Off |
| PDF Password |
| Driver Encryption Key (M Driver) |
| Data Overwrite Security System |

For maximum performance and yield, we recommend using genuine Savin parts and supplies.

Bringing Savin Value to Your Organization

Savin technology offers a diverse portfolio of solutions to help your organization stay competitive and move ahead. Let Savin show you how to empower your business to improve critical processes, keep information secure, ensure compliance and promote environmental sustainability while reducing the total cost of ownership.

Savin Five Dedrick Place, West Caldwell, NJ 07006
SAVIN® is a registered trademark of Ricoh Americas Corporation. All other trademarks are the property of their respective owners. Print speed may be affected by network, application or PC performance. Specifications and external appearances are subject to change without notice. Products are shown with optional features.

