

- > Up to 25 PPM
- > Color MFP
- > Small/Med. Workgroup
- > Copy, Print, Scan, Fax
- > Secure MFP
- > Eco Friendly



The color MFP you didn't know you could afford.

Many small businesses and home offices have been limited to color printers' basic features, until now. That's because Toshiba technology, performance and quality are available as entry-level MFPs. Introducing the e-STUDIO2551c series, only from Toshiba. We've taken "entry-level" to a whole new level.

Think economy, print luxury.

As companies continue to look for new ways to cut costs while maintaining or improving performance, Toshiba offers the ideal solution. The e-STUDIO2551c series makes MFPs available for use by small businesses and home offices. You can copy, print, scan and fax while utilizing advanced Toshiba technology and enjoying features and benefits included in MFPs designed for much larger companies. In fact, the e-STUDIO2551c series includes the newest e-BRIDGE controller with a user interface that makes it easy to navigate through even the most complex jobs.

Setting the standard, and the options.

The series includes models that offer 20 and 25 color pages per minute at up to 600 x 600 dpi. With the latest generation e-BRIDGE platform, it's easy to connect and manage using a large 7" control panel. It is compact, lightweight and quiet, making it ideal even in tight spaces. If you're looking for more than copy, print, and scan, you can opt for a fax feature as well as a document feeder and duplexing.



e-STUDIO™ 2051c/2551c

So many functions have never been so accessible.

An MFP might seem like more than you ever thought you'd need. Just wait till you've used the e-STUDIO2551c for a while and you'll wonder how you ever got along without it. Beginning with the All in One, network ready architecture for color copying, printing and scanning, Toshiba style.

Universal appeal.

The e-STUDIO2551c series offers a new Universal Printer driver. So, if you decide to add more e-STUDIO models, you can print from any of them without installing separate print drivers. The settings can be imported and exported as a file, making it simple to apply to multiple PCs. Administrators can control the use of the function tabs, making specific functions accessible or inaccessible by designated users. Also, drivers can have plug-ins so that new features can be added just by plugging them in.

Multiple functions with a single touch.

Walk up to the e-STUDIO2551c and you'll immediately notice how easy it is to use. Adjust the large, tiltable 7" VGA color control panel to avoid glare and increase visibility. It utilizes large, easy to read text and a dynamic, interactive copier diagram that clearly illustrates paper configurations and copier status. Use the simple, one-touch access keys for whatever MFP function you want—copy, print, scan and fax. It's that simple, and that versatile.


- Easy Replaceable Units
- Easy Manageability
- Network Print/Scan
- Remote Management
- Gigabit Connectivity
- Template Feature Keys



Security features designed to meet your strict standards.

Businesses of all sizes are concerned about security these days. That's why Toshiba packed the e-STUDIO2551c series with heavy-duty, high-security features. These advanced features can be accessed through easy-to-use controls and simple operations so you don't have to be a security expert in order to put them into action.

- > IPv6
- > IP Address Filtering
- > Mac Address Filtering
- > Role Based Access
- > Job Access Control
- > Network Port Control



Not only can you perform multiple functions with ease, you can be sure the data you're printing, copying, faxing, or scanning remains secure.

Protocols, encryption, authentication, you name it.

Toshiba's e-STUDIO2551c series includes features required for security measures that cover network and electronic text as well as encryption. Secure network connections are ensured through a variety of security features. The IEEE802.1X provides safe network connections through device authentication. The SNMPv3 protocol allows for enhanced security administration and uses authentication

secureMFP™

and encryption in order to protect SNMP packets from spoofing, alteration, and retransmission. You can prevent illegal access to the MFP by limiting the set of IP and MAC addresses. Role Based Access Control lets you restrict the rights of users without using an LDAP Server. And, security based on access control is easy to implement.



Exceptional performance that's exceptionally green.

While using advanced technology to achieve exceptional performance, Toshiba has continued to develop and implement many of the world's leading solutions for conserving energy and protecting the environment. We've dispelled the myth that environmental safety has to come at the cost of performance. There are ways to enhance both at the same time.

Where quality and productivity go hand in hand.

Some of the greatest advantages of the e-STUDIO2551c series, besides the multiple functions themselves, include the decrease in downtime and increase in productivity. Now you can perform high-volume print jobs in much less time. The downtime is reduced, thanks to easy replaceable units (ERUs) that eliminate the need for extensive

maintenance. Instead of overhauling the entire machine, certain features can be restored with the replacement of a single component. The use of tandem printing with another e-STUDIO on the network reduces print time. And if a job is temporarily halted, job skip allows others to print around it.




The large 7" VGA color touch panel tilts to any position to avoid glare and provide easy access.



e-STUDIO2051c with Paper Feed Pedestal.




e-STUDIO2051c Base Model



From duplex printing to easy replaceable units to tandem printing, the e-STUDIO2551c series is designed with the environment in mind.

TOSHIBA
eco style



The advanced technology of environmental responsibility.

Long before it became a trend, Toshiba started developing ways to reduce the environmental impact of manufacturing processes as well as the products that are made. The e-STUDIO MFPs are a result of that. Hazardous substances produced during manufacturing have been greatly reduced and comply with environmental standards around the world. The e-STUDIO2551c series conforms to the latest test criteria set forth by Energy Star. Rest assured that the small, compact e-STUDIO2551c has a small carbon footprint, too.



- > Color MFP
- > Up to 25 PPM
- > Small/Medium Workgroup
- > Copy, Print, Scan, Fax
- > Secure MFP
- > Eco Friendly

Specifications

Copying Process	Indirect Electrostatic Photographic Transfer System with Internal Transfer Belt
Copying Type	LED Head Printing
Copy/Print Resolution	600 x 600 dpi
Copy/Print Speed	e-STUDIO2051C ~20PPM Color/B&W e-STUDIO2551C ~25PPM Color/B&W
Warm-Up Time	Approx. 35 Seconds
First Copy Out Time	e-STUDIO2051C ~10.3 Seconds Color/ 8.2 Seconds B&W e-STUDIO2551C ~10.3 Seconds Color/ 8.2 Seconds B&W
Duty Cycle	56K / 70K / Copies
Multiple Copying	Up to 999 Copies
Acceptable Paper Size and Weight	Cassette: ST-R to LD (16 lb Bond - 90 lb Index) Bypass: 3.9" x 5.2" to LD (16 lb Bond - 110 lb Index) PFP: ST-R to LD (16 lb Bond - 90 lb Index)
Memory (Max)	Main Memory: 2 GB SSD: 8GB
Reduction/Enlargement	25% to 400%
Bypass	100-Sheet "Smart" Bypass (16 lb Bond - 110 lb Index)
Control Panel	Color 7" LCD Touch Panel
Paper Supply	Up to 2,000-Sheet Input Capacity Standard 250-Sheet Cassettes 100-Sheet Bypass Optional 1 x 550-Sheet PFU (2nd Cassette), 1 x 550-Sheet PFP (3rd Cassette), 1 x 550-Sheet Cassette (4th Cassette) for PFP
Duplex	Optional Automatic Duplex Unit (16 lb Bond - 90 lb Index)
Dimensions	Approx. 22.6" x 23.2" x 26.1" (W x D x H)
Weight	Approx. 123.5 lb
CMYK Toner Yield	5% Coverage, CMY: 33.6K, BK: 38.4K 6% Coverage, CMY: 28K, BK: 32K
Power Supply	120 V, 12 Amps
Power Consumption	Maximum 1.5 kW

Print Specifications

PDL Support	PCL6
Operating Systems	Netware 6.5, Windows XP, Vista, 7 Windows Server 2003, 2008, 2008R2
Protocol Support	IPX/SPX, TCP/IP NetBIOS Over TCP/IP, LPR/LPD, IPP, SMB, SNMP, Netware, Port 9100,
Drivers	Windows XP, Vista, 7, Windows Server 2003/2008/2008R2
Connectivity	10/100/1000BaseTX Ethernet
Device Management	TopAccess
Certification	Windows (XP, Vista, 2003, 2008, 2008R2) (WHQL) Novell

Scan Specifications

Scan Resolution	100 dpi, 150 dpi, 200dpi, 300 dpi, 400 dpi, 600 dpi
Scan Speed	50 SPM Color / 50 SPM B&W (@ 300 dpi)
File Format	TIFF, PDF, Secure PDF, JPEG

Facsimile Specifications

Compatibility	Super G3
Data Compression	MH / MR / MMR / JBIG
Transmission Speed	Approx. 3 Seconds Per Page
Fax Modem Speed	33.6 Kbps
Memory Transmission	50 Jobs, 2,000 Destinations Max. 400 Destinations / Job
Scan Speed	.7 Seconds Per Page, Maximum 50 SPM

Security (Standard)

Authentication	LDAP, SMTP, Windows Server Domain, Local
----------------	--

Accessories (Options)

Additional Paper Options

Platen Cover	KA1640PC
Job Separator	MJ5004
RADF: 100 Sheets	MR3024
Paper Feed Unit: 550-Sheet Pedestal, Statement-R to Ledger	MY1040
Paper Feed Pedestal: 550-Sheet Pedestal, Statement-R to Ledger	KD1032
Paper Drawer: 550-Sheet Pedestal, Statement-R to Ledger	MY1039
Paper Feed Controller	GH1080
Automatic Duplex Unit	MD0105

Connectivity/Security Options

Fax Board	GD1320
2nd Line Fax	GD1260F
Advanced Scanning (ReRite)	GB1280V8

Miscellaneous Options

SmartCard Reader, HID iClass	ART11236
SmartCard Reader, HID Prox	ART11230
SmartCard Reader, Inditag	ART12161
SmartCard Reader, LEGIC	ART11248
SmartCard Reader, Multi ISO/Mifare	ART11443
SmartCard Reader, Multi 125	ART11242
Accessible Arm Handle	KK2550
Harness Kit for Coin Controller	GQ1260



Corporate Office

2 Musick, Irvine, CA 92618-1631
Tel: 949-462-6000

East Coast

959 Route 46 East, 5th Floor, Parsippany, NJ 07054
Tel: 973-3136-2700

Midwest

8770 W. Bryn Mawr Ave., Suite 700, Chicago, IL 60631
Tel: 773-380-6000

South

2037 Bakers Mill Rd., Dacula, GA 30019
Tel: 678-546-9385

West Coast

142 Technology, Suite 150, Irvine, CA 92618
Tel: 949-462-6262

Web Site

www.business.toshiba.com

Designs and Specifications subject to change without notice. For best results and reliable performance, always use supplies manufactured or designated by Toshiba. Not all options and accessories may be available at the time of product launch. Please contact a local Authorized Toshiba Dealership for availability. Toner yields are estimates based on 6% coverage, letter-size page. Driver and connectivity feature support varies by client/network operating system.